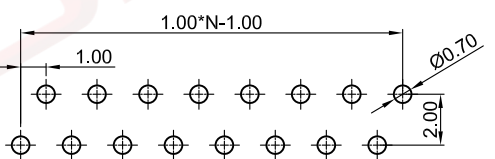
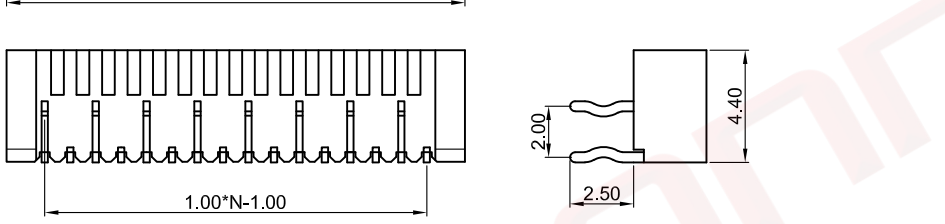
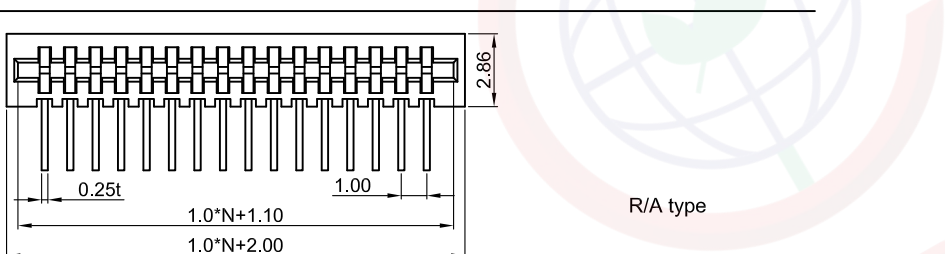
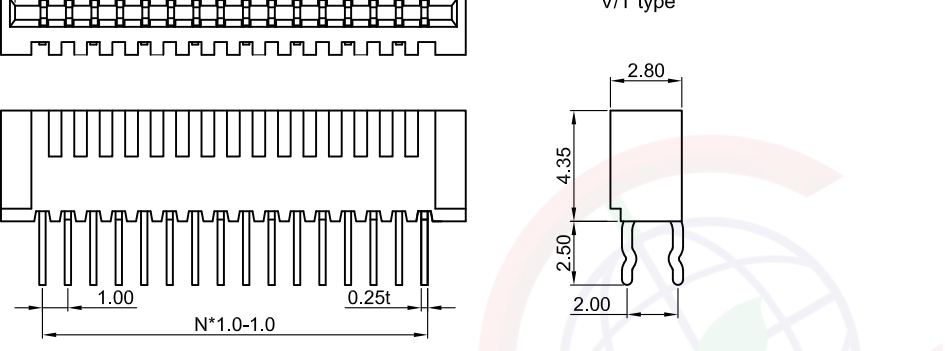
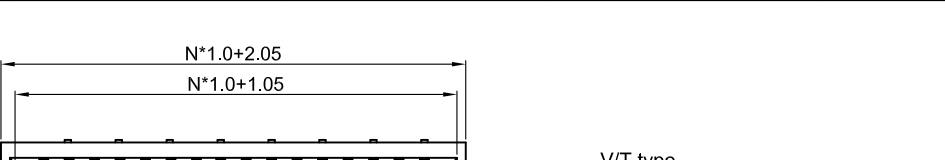



The information provided herein is from CONNELY Electronic Co., Ltd. and is confidential. Any disclosure to a party other than the recipient is prohibited. The intellectual properties and its rights contained herein, including but not limited to, trademarks, patents, copyrights, trade secrets, and technical know-how, are owned exclusively by CONNELY or its affiliates. Unauthorized use of this information in any format or manner, CONNELY may enforce its intellectual property rights at its own discretion; failures or delays to exercise such rights does not constitute a waiver of such rights.

1 2 3 4 5 6 7 8

Dept	
Qty	
DC	1
ED	1
IE	1
ISO	1
PD	1
R&D	1
SD	1
QA	1
QC	1
QF	1



Recommend PCB layout(Tolerance:±0.05)



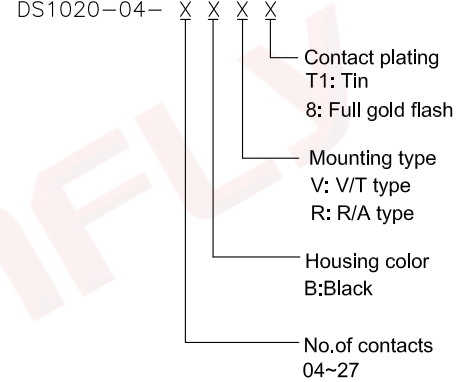
(Series Image-Reference Only)

REV.	DESCRIPTION	DRAWN	CHECKED	APPROVED
A	NEW RELEASE	YCH 09/04/08'		LJC 09/04/08'
B	ADD P/N CODE	JLZ 07/16/15'	HZW 07/16/15'	LJC 07/16/15'
C	DRAWING UPDATE	JLZ 09/13/17'		
D	DRAWING UPDATE	JLZ 01/11/23'		

NOTES:

- Materials
 - Insulator:thermoplastic(UL 94V-0).
 - Contact:Copper alloy.
- Specification
 - Temperature:-20~+85°C.
 - Contact resistance:20mΩ max.
 - Insulation resistance:100MΩ min.
 - Dielectric withstanding voltage:AC 100V per minute.


3. Product number code:



GENERAL TOLERANCE		ANGLE TOLERANCE	
X.	±0.60	X.	±5°
.X	±0.38	.X	±3°
.XX	±0.25	.XX	±2°

DRAWING TYPE		CUSTOMER	
SCALE	1:1	SHEET	1 OF 1
DRAWING NO.	C-DS1020-04-XXXX-C		

PROJECTION		TITLE	1.00mm FPC Connector
UNITS	mm		V/T & R/A Type
SHEET SIZE	A4	SERIES	DS1020-04 SERIES



1 2 3 4 5 6 7 8